





# Mercedes




A-Class (-04)	Model	Original	Tuned	Original	Tuned
	Mercedes A 160 CDI 60	60 hp	89 hp	160 NM	203 NM
	Mercedes A 160 CDI 75	75 hp	101 hp	160 NM	210 NM
	Mercedes A 170 CDI 90	90 hp	112 hp	180 NM	238 NM
	Mercedes A 170 CDI 95	95 hp	123 hp	180 NM	245 NM


A-Class (+04)	Model	Original	Tuned	Original	Tuned
	Mercedes A 150 95	95 hp	103 hp	140 NM	155 NM
	Mercedes A 160 CDI 82	82 hp	107 hp	180 NM	230 NM
	Mercedes A 170 115	115 hp	125 hp	155 NM	170 NM
	Mercedes A 180 CDI 109	109 hp	139 hp	250 NM	300 NM
	Mercedes A 200 136	136 hp	144 hp	185 NM	200 NM
	Mercedes A 200 CDI 140	140 hp	170 hp	300 NM	350 NM
	Mercedes A 200 T 193	193 hp	228 hp	280 NM	343 NM

B-Class	Model	Original	Tuned	Original	Tuned
	Mercedes B 150 95	95 hp	103 hp	140 NM	155 NM
	Mercedes B 170 116	116 hp	125 hp	155 NM	170 NM
	Mercedes B 180 CDI 109	109 hp	139 hp	250 NM	300 NM
	Mercedes B 200 252	136 hp	144 hp	185 NM	200 NM
	Mercedes B 200 CDI 140	140 hp	170 hp	300 NM	350 NM
	Mercedes B 200T 193	193 hp	228 hp	280 NM	343 NM

C-Class (-00)	Model	Original	Tuned	Original	Tuned
	Mercedes C 200 136	136 hp	151 hp	190 NM	213 NM
	Mercedes C 200 CDI 102 bis 00	102 hp	151 hp	235 NM	347 NM
	Mercedes C 200 Kompressor 163	163 hp	173 hp	230 NM	245 NM
	Mercedes C 220 CDI 102 ab 00	143 hp	165 hp	315 NM	360 NM
	Mercedes C 220 CDI 115	115 hp	143 hp	250 NM	305 NM
	Mercedes C 220 CDI 125	125 hp	151 hp	300 NM	347 NM
	Mercedes C 230 Kompressor 193	193 hp	220 hp	280 NM	340 NM
	Mercedes C 240 170	170 hp	182 hp	225 NM	245 NM
	Mercedes C 250 TD 150	150 hp	175 hp	280 NM	340 NM
	Mercedes C 280 193	193 hp	208 hp	270 NM	295 NM
	Mercedes C 36 280	280 hp	294 hp	385 NM	405 NM

Mercedes C 43 306	306 hp	321 hp	410 NM	432 NM
-------------------	--------	--------	--------	--------

C-Class (+00)	Model	Original	Tuned	Original	Tuned
	Mercedes C 180 Kompressor 143	143 hp	173 hp	220 NM	260 NM
	Mercedes C 200 CDI 116	116 hp	145 hp	250 NM	310 NM
	Mercedes C 200 CDI 122	122 hp	152 hp	270 NM	325 NM
	Mercedes C 200 Kompressor 163	163 hp	183 hp	240 NM	270 NM
	Mercedes C 220 CDI 143	143 hp	168 hp	340 NM	395 NM
	Mercedes C 220 CDI 150	150 hp	183 hp	340 NM	395 NM
	Mercedes C 230 204	204 hp	220 hp	245 NM	270 NM
	Mercedes C 230 Kompressor 192	192 hp	212 hp	260 NM	290 NM
	Mercedes C 240 170	170 hp	182 hp	240 NM	265 NM
	Mercedes C 270 CDI 170	170 hp	202 hp	370 NM	483 NM
	Mercedes C 270 CDI 170 ab 03	170 hp	200 hp	400 NM	480 NM
	Mercedes C 280 231	231 hp	247 hp	300 NM	323 NM
	Mercedes C 30 AMG CDI 231	231 hp	261 hp	540 NM	590 NM
	Mercedes C 32 AMG 354	354 hp	374 hp	450 NM	485 NM
	Mercedes C 320 CDI 224	224 hp	254 hp	415 NM	475 NM
	Mercedes C 350 272	272 hp	297 hp	350 NM	385 NM
	Mercedes C 55 AMG 367	367 hp	386 hp	510 NM	532 NM
	Mercedes Sportcoupe C 160 Kompressor 122	122 hp	137 hp	190 NM	210 NM
	Mercedes Sportcoupe C 180 Kompressor 143	143 hp	173 hp	220 NM	260 NM
	Mercedes Sportcoupe C 200 CDI 122	122 hp	152 hp	270 NM	325 NM
Mercedes Sportcoupe C 200 Kompressor 163	163 hp	183 hp	240 NM	270 NM	
Mercedes Sportcoupe C 220 CDI 150	150 hp	180 hp	340 NM	395 NM	
Mercedes Sportcoupe C 230 204	204 hp	220 hp	245 NM	270 NM	

C-Class (+07)	Model	Original	Tuned	Original	Tuned
	Mercedes C 180 Kompressor 156	156 hp	174 hp	230 NM	255 NM
	Mercedes C 200 CDI 136	136 hp	166 hp	270 NM	330 NM
	Mercedes C 200 Kompressor 184	184 hp	202 hp	250 NM	275 NM
	Mercedes C 220 CDI 170	170 hp	200 hp	400 NM	455 NM
	Mercedes C 230 204	204 hp	221 hp	245 NM	270 NM
	Mercedes C 280 231	231 hp	247 hp	300 NM	323 NM
	Mercedes C 320 CDI 224	224 hp	259 hp	510 NM	575 NM
	Mercedes C 350 272	272 hp	297 hp	350 NM	385 NM

CL-Class	Model	Original	Tuned	Original	Tuned
----------	-------	----------	-------	----------	-------



● Mercedes CL 55 AMG 360	360 hp	400 hp	700 NM	750 NM
● Mercedes CL 55 AMG Kompressor 500	500 hp	550 hp	700 NM	760 NM
● Mercedes CL 65 AMG 500	612 hp	700 hp	1000 NM	1100 NM
● Mercedes CL 500E 306	306 hp	331 hp	460 NM	490 NM
● Mercedes CL 600 500 Biturbo	500 hp	580 hp	800 NM	900 NM

## CL-Class (+06)



Model	Original	Tuned	Original	Tuned
● Mercedes CL 63 AMG 525	525 hp	563 hp	630 NM	675 NM
● Mercedes CL 65 AMG 612	612 hp	650 hp	1000 NM	1100 NM
● Mercedes CL 500 388	388 hp	413 hp	530 NM	570 NM

## CLK (-02)



Model	Original	Tuned	Original	Tuned
● Mercedes CLK 200 136	136 hp	148 hp	190 NM	205 NM
● Mercedes CLK 200 Kompressor 163	163 hp	193 hp	230 NM	275 NM
● Mercedes CLK 230 Kompressor 193	193 hp	228 hp	280 NM	328 NM
● Mercedes CLK 320 218	218 hp	231 hp	310 NM	337 NM
● Mercedes CLK 430 279	279 hp	300 hp	400 NM	425 NM
● Mercedes CLK 55 AMG 347	347 hp	377 hp	510 NM	540 NM

## CLK (+02)




Model	Original	Tuned	Original	Tuned
● Mercedes CLK 200 CGI 170	170 hp	182 hp	250 NM	265 NM
● Mercedes CLK 200 Kompressor 163	163 hp	193 hp	240 NM	285 NM
● Mercedes CLK 220 CDI 150	150 hp	183 hp	340 NM	395 NM
● Mercedes CLK 240 163	163 hp	180 hp	240 NM	260 NM
● Mercedes CLK 270 CDI 170	170 hp	203 hp	400 NM	470 NM
● Mercedes CLK 280 231	231 hp	247 hp	300 NM	323 NM
● Mercedes CLK 320 218	218 hp	231 hp	310 NM	337 NM
● Mercedes CLK 320 CDI 224	224 hp	254 hp	415 NM	475 NM
● Mercedes CLK 350 272	272 hp	297 hp	350 NM	385 NM
● Mercedes CLK 500 306	306 hp	336 hp	460 NM	490 NM
● Mercedes CLK 55 AMG 367	367 hp	397 hp	510 NM	540 NM


## CLS




Model	Original	Tuned	Original	Tuned
● Mercedes CLS 320 CDI 224	224 hp	254 hp	510 NM	570 NM
● Mercedes CLS 350 272	272 hp	297 hp	350 NM	385 NM
● Mercedes CLS 500 8V 306	306 hp	331 hp	460 NM	495 NM
● Mercedes CLS 500 8V 388	388 hp	413 hp	530 NM	570 NM
● Mercedes CLS 55 AMG 476	476 hp	511 hp	700 NM	745 NM

● Mercedes CLS CGI 292	292 hp	307 hp	365 NM	385 NM
------------------------	--------	--------	--------	--------


E-Class (-97)	Model	Original	Tuned	Original	Tuned
	● Mercedes E 230 150	150 hp	165 hp	220 NM	240 NM
	● Mercedes E 280 193	193 hp	212 hp	270 NM	295 NM
	● Mercedes E 500 320	320 hp	352 hp	240 NM	280 NM


E-Class (+97)	Model	Original	Tuned	Original	Tuned
	● Mercedes E 200 CDI 102 bis 99	102 hp	151 hp	235 NM	348 NM
	● Mercedes E 200 CDI 115 ab 00	116 hp	165 hp	250 NM	360 NM
	● Mercedes E 200i 136	136 hp	148 hp	190 NM	205 NM
	● Mercedes E 220 CDI 125 bis 99	125 hp	151 hp	300 NM	348 NM
	● Mercedes E 220 CDI 143 ab 00	143 hp	165 hp	315 NM	360 NM
	● Mercedes E 270 CDI 170	170 hp	202 hp	370 NM	483 NM
	● Mercedes E 290 TD 129	129 hp	157 hp	300 NM	365 NM
	● Mercedes E 300 TD 177	177 hp	205 hp	330 NM	378 NM
	● Mercedes E 320 224	224 hp	239 hp	315 NM	335 NM
	● Mercedes E 320 CDI 197	197 hp	222 hp	470 NM	520 NM
	● Mercedes E 420 279	279 hp	291 hp	433 NM	458 NM
	● Mercedes E 430 279	279 hp	291 hp	400 NM	415 NM
	● Mercedes E 500 347	347 hp	377 hp	480 NM	510 NM
	● Mercedes E 55 354	354 hp	364 hp	530 NM	543 NM

E-Class (+02)	Model	Original	Tuned	Original	Tuned
	● Mercedes E 200 CDI 122 ab 03	122 hp	152 hp	270 NM	320 NM
	● Mercedes E 200 Kompressor 163	163 hp	178 hp	230 NM	250 NM
	● Mercedes E 220 CDI 150 ab 03	150 hp	175 hp	340 NM	395 NM
	● Mercedes E 240 177	177 hp	189 hp	225 NM	245 NM
	● Mercedes E 270 CDI 177 ab 03	177 hp	207 hp	400 NM	470 NM
	● Mercedes E 280 231	231 hp	245 hp	300 NM	320 NM
	● Mercedes E 280 CDI 204	177 hp	218 hp	425 NM	500 NM
	● Mercedes E 320 CDI 224	224 hp	262 hp	510 NM	580 NM
	● Mercedes E 350 272	272 hp	297 hp	350 NM	385 NM
	● Mercedes E 400 CDI 260	260 hp	290 hp	560 NM	610 NM
	● Mercedes E 430 279	279 hp	303 hp	400 NM	423 NM
	● Mercedes E 500 306	306 hp	331 hp	460 NM	495 NM
	● Mercedes E 55 AMG 476	476 hp	511 hp	700 NM	745 NM
	● Mercedes E3 20 CDI 204	204 hp	240 hp	500 NM	570 NM


E-Class (+06)	Model	Original	Tuned	Original	Tuned
	● Mercedes E 200 CDI 136	136 hp	168 hp	340 NM	405 NM
	● Mercedes E 200 Kompressor 184	184 hp	202 hp	250 NM	275 NM
	● Mercedes E 220 CDI 170	170 hp	205 hp	400 NM	470 NM
	● Mercedes E 280 231	231 hp	245 hp	300 NM	320 NM
	● Mercedes E 280 CDI 190	190 hp	225 hp	400 NM	470 NM
	● Mercedes E 320 CDI 224	224 hp	259 hp	540 NM	605 NM
	● Mercedes E 350 272	272 hp	297 hp	350 NM	385 NM
	● Mercedes E 420 CDI 314	314 hp	346 hp	730 NM	795 NM
	● Mercedes E 500 388	388 hp	413 hp	530 NM	570 NM
	● Mercedes E 63 AMG 514	514 hp	547 hp	630 NM	675 NM

G-Class	Model	Original	Tuned	Original	Tuned
	● Mercedes G 270 CDI 156	156 hp	186 hp	400 NM	470 NM
	● Mercedes G 300 TD 177	177 hp	205 hp	330 NM	372 NM
	● Mercedes G 320 215	215 hp	228 hp	300 NM	317 NM
	● Mercedes G 400 CDI 250	250 hp	285 hp	560 NM	620 NM
	● Mercedes G 500 296	296 hp	316 hp	456 NM	486 NM
	● Mercedes G-Class 320 CDI 224	224 hp	254 hp	540 NM	600 NM


GL-Class	Model	Original	Tuned	Original	Tuned
	● Mercedes GL 320 CDI 224	224 hp	259 hp	510 NM	575 NM
	● Mercedes GL 420 CDI 306	306 hp	340 hp	700 NM	770 NM
	● Mercedes GL 450 340	340 hp	365 hp	460 NM	480 NM
	● Mercedes GL 500 388	388 hp	420 hp	530 NM	570 NM

ML-Class (-05)	Model	Original	Tuned	Original	Tuned
	● Mercedes ML 230	150 hp	165 hp	220 NM	240 NM
	● Mercedes ML 270 CDI 163	163 hp	198 hp	370 NM	460 NM
	● Mercedes ML 320 218	218 hp	232 hp	310 NM	338 NM
	● Mercedes ML 350 235	235 hp	247 hp	345 NM	360 NM
	● Mercedes ML 400 CDI 250	250 hp	285 hp	560 NM	630 NM
	● Mercedes ML 400 CDI 250	250 hp	285 hp	560 NM	620 NM
	● Mercedes ML 430 272	272 hp	297 hp	390 NM	425 NM
	● Mercedes ML 500 292	292 hp	312 hp	440 NM	470 NM
	● Mercedes ML 55 AMG	367 hp	397 hp	510 NM	540 NM

ML-Class (+05)	Model	Original	Tuned	Original	Tuned
	● Mercedes ML 280 CDI 190	190 hp	223 hp	440 NM	510 NM
	● Mercedes ML 320 CDI 224	224 hp	260 hp	510 NM	575 NM
	● Mercedes ML 350 272	272 hp	297 hp	350 NM	385 NM
	● Mercedes ML 420 CDI 306	306 hp	355 hp	700 NM	790 NM
	● Mercedes ML 500 388	388 hp	413 hp	530 NM	570 NM
	● Mercedes ML 63 AMG 510	510 hp	548 hp	630 NM	675 NM

R-Class	Model	Original	Tuned	Original	Tuned
	● Mercedes R 280 CDI 190	190 hp	223 hp	440 NM	510 NM
	● Mercedes R 320 CDI 224	224 hp	254 hp	510 NM	570 NM
	● Mercedes R 350 272	272 hp	297 hp	350 NM	385 NM
	● Mercedes R 500 306	306 hp	336 hp	460 NM	490 NM
	● Mercedes R 63 AMG 510	510 hp	540 hp	630 NM	660 NM

S-Class (-99)	Model	Original	Tuned	Original	Tuned
	● Mercedes S 300	231 hp	251 hp	310 NM	330 NM
	● Mercedes S 300 TD 177	177 hp	205 hp	330 NM	372 NM
	● Mercedes S 320 224 bis 98	224 hp	237 hp	316 NM	339 NM
	● Mercedes S 350 TD	150 hp	180 hp	310 NM	370 NM
	● Mercedes S 430 279 bis 98	279 hp	301 hp	400 NM	422 NM
	● Mercedes S 600 394	394 hp	414 hp	570 NM	600 NM

S-Class (+99)	Model	Original	Tuned	Original	Tuned
	● Mercedes S 320 224	224 hp	237 hp	316 NM	339 NM
	● Mercedes S 320 CDI 197	197 hp	233 hp	470 NM	560 NM
	● Mercedes S 320 CDI 204	204 hp	234 hp	500 NM	570 NM
	● Mercedes S 350 245	245 hp	257 hp	350 NM	367 NM
	● Mercedes S 400 CDI 279	279 hp	301 hp	400 NM	422 NM
	● Mercedes S 430 279	279 hp	301 hp	400 NM	422 NM
	● Mercedes S 500 306	306 hp	331 hp	460 NM	495 NM
	● Mercedes S 55 AMG 612	612 hp	650 hp	1000 NM	1100 NM
	● Mercedes S 600 500	500 hp	515 hp	800 NM	820 NM

S-Class (+05)	Model	Original	Tuned	Original	Tuned
	● Mercedes S-Class S 320 CDI 235	235 hp	271 hp	540 NM	605 NM
	● Mercedes S-Class S 350 272	272 hp	297 hp	350 NM	385 NM
	● Mercedes S-Class S 420 CDI 320	320 hp	365 hp	730 NM	820 NM
	● Mercedes S-Class S 450 340	340 hp	358 hp	460 NM	485 NM





● Mercedes S-Class S 500 388	388 hp	410 hp	530 NM	560 NM
● Mercedes S-Class S 600 517	517 hp	557 hp	830 NM	885 NM
● Mercedes S-Class S 63 AMG 525	525 hp	563 hp	630 NM	675 NM
● Mercedes S-Class S 65 AMG 612	612 hp	697 hp	1000 NM	1100 NM

SL	Model	Original	Tuned	Original	Tuned
	● Mercedes SL 280 204	204 hp	217 hp	270 NM	290 NM
	● Mercedes SL 300 231	231 hp	258 hp	272 NM	293 NM
	● Mercedes SL 320 224	224 hp	236 hp	315 NM	330 NM
	● Mercedes SL 500 306	306 hp	316 hp	460 NM	475 NM
	● Mercedes SL 500 326	326 hp	347 hp	460 NM	490 NM
	● Mercedes SL 600 394	394 hp	409 hp	570 NM	590 NM

SL (+01)	Model	Original	Tuned	Original	Tuned
	● Mercedes SL 350 245	245 hp	270 hp	350 NM	380 NM
	● Mercedes SL 500 306	306 hp	331 hp	460 NM	495 NM
	● Mercedes SL 55 AMG 500	500 hp	530 hp	700 NM	740 NM
	● Mercedes SL 600 500	500 hp	535 hp	800 NM	850 NM
	● Mercedes SL 65 AMG 612	612 hp	650 hp	1000 NM	1100 NM

SLK	Model	Original	Tuned	Original	Tuned
	● Mercedes SLK 200 136	136 hp	148 hp	190 NM	205 NM
	● Mercedes SLK 200 Kompressor 163	163 hp	193 hp	230 NM	270 NM
	● Mercedes SLK 230 Kompressor 193	193 hp	223 hp	280 NM	330 NM
	● Mercedes SLK 230 Kompressor 197	197 hp	227 hp	280 NM	330 NM
	● Mercedes SLK 32 AMG 354	354 hp	374 hp	450 NM	480 NM
	● Mercedes SLK 320 218	218 hp	238 hp	310 NM	340 NM

SLK (+04)	Model	Original	Tuned	Original	Tuned
	● Mercedes SLK 200 Kompressor 1.8 163	163 hp	183 hp	240 NM	270 NM
	● Mercedes SLK 280 231	231 hp	245 hp	300 NM	320 NM
	● Mercedes SLK 350 V6 272	272 hp	297 hp	350 NM	385 NM
	● Mercedes SLK 55 AMG 360	360 hp	388 hp	510 NM	545 NM

Sprinter	Model	Original	Tuned	Original	Tuned
----------	-------	----------	-------	----------	-------



● Mercedes Sprinter 208 CDI 82	82 hp	107 hp	200 NM	250 NM
● Mercedes Sprinter 210 102	102 hp	140 hp	220 NM	280 NM
● Mercedes Sprinter 211 CDI 109	109 hp	139 hp	270 NM	320 NM
● Mercedes Sprinter 212 122	122 hp	147 hp	280 NM	320 NM
● Mercedes Sprinter 220 CDI 129	129 hp	159 hp	300 NM	350 NM
● Mercedes Sprinter 270 CDI 156	156 hp	186 hp	330 NM	380 NM

Sprinter II	Model	Original	Tuned	Original	Tuned
	● Mercedes Sprinter II 3.5 V6 (224/324/424/524)	258 hp	278 hp	340 NM	365 NM
	● Mercedes Sprinter II CDI 88 (209/309/409/509)	88 hp	118 hp	220 NM	285 NM
	● Mercedes Sprinter II CDI 109 (211/311/411/511)	109 hp	138 hp	280 NM	340 NM
	● Mercedes Sprinter II CDI 129 (213/313/413/513)	129 hp	159 hp	305 NM	360 NM
	● Mercedes Sprinter II CDI 150 (215/315/415/515)	150 hp	183 hp	330 NM	390 NM
	● Mercedes Sprinter II CDI 184 (218/318/418/518)	184 hp	211 hp	400 NM	465 NM

Vaneo	Model	Original	Tuned	Original	Tuned
	● Mercedes Vaneo 160 CDI 75	75 hp	101 hp	160 NM	210 NM
	● Mercedes Vaneo 170 CDI 91	91 hp	118 hp	180 NM	230 NM

Viano	Model	Original	Tuned	Original	Tuned
	● Mercedes Viano 2.2 CDI 109	109 hp	139 hp	270 NM	320 NM
	● Mercedes Viano 2.2 CDI 116	116 hp	144 hp	290 NM	350 NM
	● Mercedes Viano 2.2 CDI 150	150 hp	180 hp	330 NM	380 NM
	● Mercedes Viano 3.0 CDI 204	204 hp	245 hp	440 NM	495 NM

Vito (-03)	Model	Original	Tuned	Original	Tuned
	● Mercedes Vito 108 CDI 82	82 hp	111 hp	200 NM	268 NM
	● Mercedes Vito 110 CDI 102	102 hp	140 hp	250 NM	320 NM
	● Mercedes Vito 112 CDI 122	122 hp	151 hp	300 NM	347 NM

Vito (+03)	Model	Original	Tuned	Original	Tuned
	● Mercedes Vito CDI 109 2,2 88	88 hp	113 hp	240 NM	290 NM
	● Mercedes Vito CDI 109 2,2 95	95 hp	120 hp	250 NM	305 NM
	● Mercedes Vito CDI 111 2,2 109	109 hp	134 hp	270 NM	320 NM



● Mercedes Vito CDI 111 2,2 116	116 hp	144 hp	290 NM	350 NM
● Mercedes Vito CDI 115 2,2 150	150 hp	180 hp	330 NM	390 NM
● Mercedes Vito CDI 115 3,0 150	204 hp	236 hp	440 NM	500 NM
● Mercedes Vito 119 190	190 hp	202 hp	270 NM	285 NM
● Mercedes Vito 123 231	231 hp	246 hp	345 NM	365 NM
● Mercedes Vito 126 258	258 hp	276 hp	340 NM	365 NM