




Lancia




Lybra	Model	Original	Tuned	Original	Tuned
	● Lancia Lybra 1.9 JTD 105	105 hp	136 hp	250 NM	315 NM
	● Lancia Lybra 1.9 JTD 110	110 hp	138 hp	275 NM	335 NM
	● Lancia Lybra 1.9 JTD 115	115 hp	140 hp	275 NM	335 NM
	● Lancia Lybra 2.4 JTD 135	135 hp	168 hp	304 NM	360 NM
	● Lancia Lybra 2.4 JTD 140	140 hp	168 hp	304 NM	360 NM
	● Lancia Lybra 2.4 JTD 150	150 hp	182 hp	305 NM	365 NM

Musa	Model	Original	Tuned	Original	Tuned
	● Lancia Musa JTD 1.3 MultiJet 16V 90	90 hp	112 hp	200 NM	245 NM
	● Lancia Musa JTD 1.3 MultiJet 16V 70	70 hp	92 hp	180 NM	220 NM
	● Lancia Musa 1.6 JTD MultiJet 120	120 hp	156 hp	300 NM	365 NM
	● Lancia Musa 1.9 JTD 100	100 hp	130 hp	200 NM	260 NM

Phedra	Model	Original	Tuned	Original	Tuned
	● Lancia Phedra 2.0 JTD 16V 109	109 hp	135 hp	270 NM	320 NM
	● Lancia Phedra 2.0 JTD 16V 120	120 hp	150 hp	300 NM	360 NM
	● Lancia Phedra 2.0 JTD 16V 136	136 hp	158 hp	320 NM	370 NM
	● Lancia Phedra 2.2 JTD 16V 128	128 hp	155 hp	314 NM	364 NM

Thesis	Model	Original	Tuned	Original	Tuned
	● Lancia Thesis JTD 2.4 MultiJet 20V 185	185 hp	215 hp	385 NM	450 NM
	● Lancia Thesis JTD 2.4 MultiJet 175	175 hp	208 hp	380 NM	440 NM
	● Lancia Thesis 2.0 T 20V 185	185 hp	215 hp	308 NM	368 NM
	● Lancia Thesis 2.4 JTD 136	136 hp	168 hp	310 NM	370 NM
	● Lancia Thesis 2.4 JTD 150	150 hp	180 hp	305 NM	370 NM

Y (+2003)	Model	Original	Tuned	Original	Tuned
	● Lancia Y JTD 1.3 MultiJet 16V 70	70 hp	90 hp	180 NM	220 NM
	● Lancia Y JTD 1.3 MultiJet 16V 75	75 hp	97 hp	190 NM	235 NM
	● Lancia Y 1.3 JTD MultiJet 16V 90	90 hp	112 hp	200 NM	245 NM

Z	Model	Original	Tuned	Original	Tuned
	● Lancia Z 2.0 JTD 109	109 hp	132 hp	250 NM	300 NM
	● Lancia Z 2.0 Turbo	147 hp	178 hp	235 NM	265 NM



 [Lancia Z 2.1 TD 109](#)

109 hp

136 hp

235 NM

285 NM