




Ford



| Fiesta (+2001) | Model | Original | Tuned | Original | Tuned |
|--|------------------------------------|----------|--------|----------|--------|
|  | ● Ford Fiesta 1.4 TDCi 68 (+ 2003) | 68 hp | 88 hp | 160 NM | 200 NM |
| | ● Ford Fiesta 1.6 TDCi 90 | 90 hp | 115 hp | 204 NM | 264 NM |

| Focus | Model | Original | Tuned | Original | Tuned |
|--|---------------------------|----------|--------|----------|--------|
|  | ● Ford Focus 1.8 TDCi 90 | 90 hp | 112 hp | 200 NM | 250 NM |
| | ● Ford Focus 1.8 TDCi 100 | 100 hp | 125 hp | 240 NM | 290 NM |
| | ● Ford Focus 1.8 TDCi 115 | 115 hp | 140 hp | 250 NM | 300 NM |
| | ● Ford Focus 1.8 TDi 75 | 75 hp | 100 hp | 175 NM | 225 NM |
| | ● Ford Focus 2.0 TDCi 115 | 115 hp | 145 hp | 280 NM | 325 NM |

| Focus II | Model | Original | Tuned | Original | Tuned |
|---|------------------------------|----------|--------|----------|--------|
|  | ● Ford Focus II TDCi 1.6 90 | 90 hp | 115 hp | 215 NM | 265 NM |
| | ● Ford Focus II TDCi 1.6 109 | 109 hp | 137 hp | 240 NM | 290 NM |
| | ● Ford Focus II TDCi 2.0 136 | 136 hp | 166 hp | 320 NM | 380 NM |
| | ● Ford Focus II 1.6 100 | 100 hp | 109 hp | 150 NM | 165 NM |
| | ● Ford Focus II 1.6 16V 115 | 115 hp | 127 hp | 155 NM | 170 NM |
| | ● Ford Focus II 1.8i 115 | 115 hp | 126 hp | 155 NM | 170 NM |
| | ● Ford Focus II 2.0 145 | 145 hp | 160 hp | 185 NM | 205 NM |
| | ● Ford Focus II ST 2.5 225 | 225 hp | 260 hp | 320 NM | 390 NM |

| Ford Focus C-Max | Model | Original | Tuned | Original | Tuned |
|--|---------------------------------|----------|--------|----------|--------|
|  | ● Ford Focus C-Max 1.6 100 | 100 hp | 109 hp | 150 NM | 165 NM |
| | ● Ford Focus C-Max 1.6 115 | 115 hp | 128 hp | 155 NM | 175 NM |
| | ● Ford Focus C-Max 1.6 TDCi 109 | 109 hp | 137 hp | 240 NM | 290 NM |
| | ● Ford Focus C-Max 1.6 TDCi 90 | 90 hp | 116 hp | 215 NM | 265 NM |
| | ● Ford Focus C-Max 1.8 125 | 125 hp | 135 hp | 165 NM | 180 NM |
| | ● Ford Focus C-Max 1.8 TDCi 115 | 115 hp | 143 hp | 280 NM | 335 NM |
| | ● Ford Focus C-Max 2.0 145 | 145 hp | 160 hp | 185 NM | 205 NM |
| | ● Ford Focus C-Max 2.0 TDCi 136 | 136 hp | 166 hp | 320 NM | 380 NM |
| | ● Ford Focus C-Max 2.5 T 220 | 220 hp | 260 hp | 191 NM | 390 NM |

| Ford Focus S-Max | Model | Original | Tuned | Original | Tuned |
|------------------|----------------------------|----------|--------|----------|--------|
| | ● Ford Focus S-Max 2.0 145 | 145 hp | 160 hp | 185 NM | 205 NM |



| | | | | |
|---------------------------------|--------|--------|--------|--------|
| ● Ford Focus S-Max 2.0 TDCI 130 | 130 hp | 162 hp | 320 NM | 383 NM |
| ● Ford Focus S-Max 2.0 TDCI 140 | 140 hp | 172 hp | 320 NM | 380 NM |
| ● Ford Focus S-Max 2.5 T 220 | 220 hp | 260 hp | 320 NM | 390 NM |

Ford Tourneo Connect



| Model | Original | Tuned | Original | Tuned |
|-------------------------------------|----------|--------|----------|--------|
| ● Ford Tourneo Connect 1.8 TDCi 110 | 110 hp | 135 hp | 250 NM | 305 NM |
| ● Ford Tourneo Connect 1.8 TDCi 90 | 90 hp | 118 hp | 220 NM | 270 NM |

Fusion



| Model | Original | Tuned | Original | Tuned |
|---------------------------|----------|--------|----------|--------|
| ● Ford Fusion 1.4 TDCI 68 | 68 hp | 88 hp | 160 NM | 200 NM |
| ● Ford Fusion 1.6 TDCI 90 | 90 hp | 115 hp | 204 NM | 264 NM |

Galaxy



| Model | Original | Tuned | Original | Tuned |
|---------------------------|----------|--------|----------|--------|
| ● Ford Galaxy TDI 1.9 90 | 90 hp | 116 hp | 202 NM | 265 NM |
| ● Ford Galaxy TDI 1.9 110 | 110 hp | 143 hp | 235 NM | 290 NM |

Galaxy II



| Model | Original | Tuned | Original | Tuned |
|-------------------------------------|----------|--------|----------|--------|
| ● Ford Galaxy II TDI 1.9 PD 115/285 | 115 hp | 145 hp | 285 NM | 338 NM |
| ● Ford Galaxy II TDI 1.9 PD 115/310 | 115 hp | 145 hp | 310 NM | 370 NM |
| ● Ford Galaxy II TDI 1.9 PD 130 | 130 hp | 163 hp | 310 NM | 405 NM |
| ● Ford Galaxy II TDI 1.9 PD 90 | 90 hp | 116 hp | 240 NM | 290 NM |
| ● Ford Galaxy II 2.0 115 | 115 hp | 128 hp | 170 NM | 189 NM |
| ● Ford Galaxy II 2.3 16V 140 | 140 hp | 155 hp | 200 NM | 220 NM |

Galaxy III



| Model | Original | Tuned | Original | Tuned |
|----------------------------|----------|--------|----------|--------|
| ● Ford Galaxy TDCi 1.8 100 | 100 hp | 130 hp | 280 NM | 340 NM |
| ● Ford Galaxy TDCi 2.0 130 | 130 hp | 158 hp | 320 NM | 380 NM |
| ● Ford Galaxy TDCi 2.0 140 | 140 hp | 168 hp | 320 NM | 380 NM |
| ● Ford Galaxy TDCi 2.2 175 | 175 hp | 203 hp | 400 NM | 475 NM |
| ● Ford Galaxy 2.0 145 | 145 hp | 160 hp | 185 NM | 205 NM |

Kuga

| Model | Original | Tuned | Original | Tuned |
|------------------------------|----------|--------|----------|--------|
| ● Ford Kuga 2.0 TDCi DPF 136 | 136 hp | 165 hp | 320 NM | 380 NM |



| Mondeo (+ 2001) | Model | Original | Tuned | Original | Tuned |
|-----------------|------------------------------------|----------|--------|----------|--------|
| | ● Ford Mondeo 1.8 TD 110 | 110 hp | 121 hp | 165 NM | 178 NM |
| | ● Ford Mondeo 2.0 TDCi 115 | 115 hp | 145 hp | 280 NM | 325 NM |
| | ● Ford Mondeo 2.0 TDCi 130 ab -02 | 130 hp | 156 hp | 330 NM | 380 NM |
| | ● Ford Mondeo 2.0 TDCi 130 bis -02 | 130 hp | 156 hp | 330 NM | 380 NM |
| | ● Ford Mondeo 2.0 TDDi 90 | 90 hp | 113 hp | 245 NM | 285 NM |
| | ● Ford Mondeo 2.2 TDCi 155 | 155 hp | 185 hp | 360 NM | 420 NM |

| Mondeo (+2007) | Model | Original | Tuned | Original | Tuned |
|----------------|--------------------------------|----------|--------|----------|--------|
| | ● Ford Mondeo TDCi 1.8 100 | 100 hp | 130 hp | 280 NM | 310 NM |
| | ● Ford Mondeo TDCi 1.8 125 | 125 hp | 155 hp | 280 NM | 350 NM |
| | ● Ford Mondeo TDCi 2.0 DPF 130 | 130 hp | 158 hp | 320 NM | 383 NM |
| | ● Ford Mondeo TDCi 2.0 DPF 140 | 140 hp | 168 hp | 320 NM | 380 NM |
| | ● Ford Mondeo TDCi 2.2 175 | 175 hp | 205 hp | 400 NM | 460 NM |
| | ● Ford Mondeo 2.5i 220 | 220 hp | 260 hp | 329 NM | 399 NM |

| Ranger | Model | Original | Tuned | Original | Tuned |
|--------|---------------------------|----------|--------|----------|--------|
| | ● Ford Ranger 2.5 TDI | 143 hp | 175 hp | 330 NM | 385 NM |
| | ● Ford Ranger 3.0 TDI 160 | 160 hp | 200 hp | 380 NM | 450 NM |

| Scorpio | Model | Original | Tuned | Original | Tuned |
|---------|-----------------------|----------|--------|----------|--------|
| | ● Ford Scorpio TD 115 | 115 hp | 138 hp | 270 NM | 320 NM |

| Transit | Model | Original | Tuned | Original | Tuned |
|---------|-----------------------------|----------|--------|----------|--------|
| | ● Ford Transit 1.8 TDCi 90 | 90 hp | 118 hp | 200 NM | 270 NM |
| | ● Ford Transit 2.0 TDCi 125 | 125 hp | 155 hp | 285 NM | 345 NM |

| Transit (+2006) | Model | Original | Tuned | Original | Tuned |
|-----------------|-----------------------------|----------|--------|----------|--------|
| | ● Ford Transit TDCi 2.2 110 | 110 hp | 140 hp | 285 NM | 345 NM |



| | | | | |
|-------------------------------------|--------|--------|--------|--------|
| ● Ford Transit TDCi 2.2 140 | 140 hp | 172 hp | 350 NM | 410 NM |
| ● Ford Transit TDCi 2.2 85 | 85 hp | 114 hp | 250 NM | 310 NM |
| ● Ford Transit TDCi 2.4 100 | 100 hp | 132 hp | 285 NM | 345 NM |
| ● Ford Transit TDCi 2.4 100 (DPF) | 100 hp | 132 hp | 285 NM | 345 NM |
| ● Ford Transit TDCi 2.4 115 | 115 hp | 147 hp | 310 NM | 370 NM |
| ● Ford Transit TDCi 2.4 140 | 140 hp | 172 hp | 375 NM | 435 NM |
| ● Ford Transit TDCi 3.2 200 | 200 hp | 233 hp | 470 NM | 535 NM |
| ● Ford Transit Connect 1.8 TDCi 110 | 110 hp | 140 hp | 250 NM | 305 NM |
| ● Ford Transit Connect 1.8 TDCi 75 | 75 hp | 100 hp | 175 NM | 225 NM |
| ● Ford Transit Connect 1.8 TDCi 90 | 90 hp | 118 hp | 220 NM | 275 NM |