



## Alfa Romeo



145/146	Model	Original	Tuned	Original	Tuned
	Alfa Romeo 145 JTD 1.9 105	105 hp	132 hp	255 NM	300 NM
	Alfa Romeo 145 1.4 16V 103	103 hp	114 hp	124 NM	136 NM
	Alfa Romeo 145 1.6 16V 103	103 hp	118 hp	134 NM	154 NM
	Alfa Romeo 145 1.6 16V 120	120 hp	132 hp	146 NM	161 NM
	Alfa Romeo 145 1.7 16V 129	129 hp	141 hp	159 NM	174 NM
	Alfa Romeo 145 1.8 16V 140	140 hp	162 hp	159 NM	174 NM
	Alfa Romeo 145 1.8 16V 144	144 hp	164 hp	169 NM	184 NM
	Alfa Romeo 145 2.0 16V 150	150 hp	165 hp	186 NM	206 NM
	Alfa Romeo 145 2.0 16V 155	155 hp	175 hp	187 NM	215 NM

147	Model	Original	Tuned	Original	Tuned
	Alfa Romeo 147 JTD 1.9 8V 100	100 hp	130 hp	200 NM	260 NM
	Alfa Romeo 147 JTD 1.9 8V 115	115 hp	145 hp	275 NM	325 NM
	Alfa Romeo 147 JTD 1.9 MultiJet (JTDM) 120	120 hp	145 hp	210 NM	273 NM
	Alfa Romeo 147 JTD 1.9 MultiJet (JTDM) 140	140 hp	170 hp	305 NM	365 NM
	Alfa Romeo 147 JTD 1.9 MultiJet (JTDM) 150	150 hp	182 hp	305 NM	365 NM
	Alfa Romeo 147 1.6 TS 16V 120	120 hp	128 hp	146 NM	161 NM
	Alfa Romeo 147 1.6 TS ECO 105	105 hp	115 hp	140 NM	155 NM
	Alfa Romeo 147 2.0 TS 150	150 hp	165 hp	181 NM	201 NM
	Alfa Romeo 147 3.2 V6 24V 250	250 hp	268 hp	300 NM	325 NM

155	Model	Original	Tuned	Original	Tuned
	Alfa Romeo 155 1.6 16V	120 hp	130 hp	144 NM	159 NM
	Alfa Romeo 155 1.7 8V	115 hp	125 hp	152 NM	167 NM
	Alfa Romeo 155 1.8 TS 16V 140	140 hp	154 hp	165 NM	184 NM
	Alfa Romeo 155 2.0 16V Turbo Q4	190 hp	220 hp	293 NM	337 NM
	Alfa Romeo 155 2.0 TS 16V 150	150 hp	160 hp	187 NM	200 NM
	Alfa Romeo 155 2.5 TD 125	125 hp	150 hp	294 NM	340 NM
	Alfa Romeo 155 2.5 V6	165 hp	185 hp	216 NM	236 NM


156	Model	Original	Tuned	Original	Tuned	
	Alfa Romeo 156 JTD 1.9 105	105 hp	140 hp	255 NM	315 NM	
	Alfa Romeo 156 JTD 1.9 110	110 hp	140 hp	275 NM	330 NM	
	Alfa Romeo 156 JTD 1.9 115	115 hp	145 hp	275 NM	325 NM	
	Alfa Romeo 156 JTD 1.9 MultiJet (JTDM) 140	140 hp	170 hp	305 NM	365 NM	
	Alfa Romeo 156 JTD 1.9 MultiJet (JTDM) 150	150 hp	182 hp	305 NM	360 NM	
	Alfa Romeo 156 JTD 2.4 136	136 hp	168 hp	310 NM	370 NM	
	Alfa Romeo 156 JTD 2.4 140	140 hp	173 hp	304 NM	382 NM	
	Alfa Romeo 156 JTD 2.4 150	150 hp	180 hp	304 NM	370 NM	
	Alfa Romeo 156 JTD 2.4 MultiJet (JTDM) 175	175 hp	205 hp	385 NM	450 NM	
	Alfa Romeo 156 1.6 16V 120	120 hp	132 hp	144 NM	161 NM	
	Alfa Romeo 156 2.0 16V 155	155 hp	170 hp	176 NM	196 NM	

Alfa Romeo 156 2.0 JTS 16V	166 hp	181 hp	206 NM	226 NM
Alfa Romeo 156 2.5 V6 24V 192	192 hp	207 hp	218 NM	243 NM
Alfa Romeo 156 GTA 250	250 hp	268 hp	300 NM	325 NM


159	Model	Original	Tuned	Original	Tuned
	Alfa Romeo 159 JTD 1.9 MultiJet (JTDM) 120	120 hp	152 hp	280 NM	340 NM
	Alfa Romeo 159 JTD 1.9 MultiJet (JTDM) 150	150 hp	182 hp	320 NM	375 NM
	Alfa Romeo 159 JTD 2.4 MultiJet (JTDM) 200	200 hp	230 hp	400 NM	460 NM
	Alfa Romeo 159 JTD 2.4 MultiJet (JTDM) 210	210 hp	240 hp	400 NM	460 NM
	Alfa Romeo 159 1.8 16V 140	140 hp	152 hp	175 NM	190 NM
	Alfa Romeo 159 1.9 JTS 16V 160	160 hp	175 hp	190 NM	208 NM
	Alfa Romeo 159 2.2 JTS 16V 185	185 hp	203 hp	230 NM	255 NM
	Alfa Romeo 159 3.2 JTS V6 260	260 hp	278 hp	322 NM	347 NM


164	Model	Original	Tuned	Original	Tuned
	Alfa Romeo 164 2.0 TS	141 hp	151 hp	187 NM	202 NM
	Alfa Romeo 164 2.0 V6 T	201 hp	230 hp	280 NM	330 NM
	Alfa Romeo 164 2.5 TD 125	125 hp	150 hp	294 NM	340 NM
	Alfa Romeo 164 3.0 V6 24V 218	218 hp	230 hp	275 NM	295 NM


166	Model	Original	Tuned	Original	Tuned
	Alfa Romeo 166 JTD 2.4 136	136 hp	168 hp	310 NM	370 NM
	Alfa Romeo 166 JTD 2.4 140	140 hp	173 hp	304 NM	382 NM
	Alfa Romeo 166 JTD 2.4 150	150 hp	175 hp	305 NM	382 NM
	Alfa Romeo 166 2.0 16V 150	150 hp	163 hp	181 NM	196 NM
	Alfa Romeo 166 2.5 V6 188	188 hp	212 hp	221 NM	250 NM
	Alfa Romeo 166 3.2 V6 24V 240	240 hp	253 hp	289 NM	307 NM

166 (+2003)	Model	Original	Tuned	Original	Tuned
	Alfa Romeo 166 JTD 2.4 10V 150	150 hp	180 hp	305 NM	365 NM
	Alfa Romeo 166 JTD 2.4 MultiJet (JTDM) 175	175 hp	208 hp	385 NM	445 NM
	Alfa Romeo 166 JTD 2.4 MultiJet (JTDM) 175 Sportronic	175 hp	208 hp	330 NM	380 NM
	Alfa Romeo 166 JTD 2.4 MultiJet (JTDM) 185	185 hp	215 hp	385 NM	450 NM
	Alfa Romeo 166 2.0 TS 16V	150 hp	170 hp	182 NM	200 NM

Brera	Model	Original	Tuned	Original	Tuned
	Alfa Romeo Brera JTD 2.4 MultiJet (JTDM) 200	200 hp	230 hp	400 NM	460 NM
	Alfa Romeo Brera JTD 2.4 MultiJet (JTDM) 210	210 hp	240 hp	400 NM	460 NM
	Alfa Romeo Brera 2.2 JTS 185	185 hp	203 hp	230 NM	255 NM
	Alfa Romeo Brera 3.2 JTS V6 260	260 hp	278 hp	322 NM	347 NM

GT	Model	Original	Tuned	Original	Tuned
	Alfa Romeo GT JTD 1.9 MultiJet (JTDM) 140	140 hp	170 hp	305 NM	365 NM
	Alfa Romeo GT JTD 1.9 MultiJet (JTDM) 150	150 hp	182 hp	305 NM	360 NM
	Alfa Romeo GT 1.8 TS 16V 140	140 hp	150 hp	163 NM	177 NM
	Alfa Romeo GT 2.0 JTS 165	165 hp	180 hp	206 NM	226 NM
	Alfa Romeo GT 3.2 V6 240	240 hp	258 hp	300 NM	325 NM

GTV	Model	Original	Tuned	Original	Tuned
	● Alfa Romeo GTV 1.8 16V 140	140 hp	158 hp	165 NM	188 NM
	● Alfa Romeo GTV 1.8 TS 144	144 hp	160 hp	169 NM	190 NM
	● Alfa Romeo GTV 2.0 JTS 165	165 hp	180 hp	206 NM	226 NM
	● Alfa Romeo GTV 2.0 T V6 201	201 hp	241 hp	210 NM	270 NM
	● Alfa Romeo GTV 2.0 TS 16V 150	150 hp	165 hp	186 NM	206 NM
	● Alfa Romeo GTV 2.0 TS 16V 155	155 hp	170 hp	187 NM	205 NM
	● Alfa Romeo GTV 3.0 V6 218	218 hp	245	275 NM	309 NM

Spider (+2006)	Model	Original	Tuned	Original	Tuned
	● Alfa Romeo Spider JTD 2.4 MultiJet (JTDM) 20V	200 hp	230 hp	400 NM	455 NM
	● Alfa Romeo Spider 2.2 JTS Twin Phaser 185	185	203 hp	230 NM	255 NM
	● Alfa Romeo Spider 3.2 JTS Twin Phaser 260	260 hp	278 hp	322 NM	347 NM